

ZAR® Interior Oil Base Stain

MANUFACTURER

UNITED GILSONITE LABORATORIES

MAILING: P.O. Box 70, Scranton, Pennsylvania, 18501

SHIPPING: 1396 Jefferson Avenue, Dunmore, Pennsylvania, 18509

TOLL FREE: 1-800-UGL-LABS (845-5227)

PHONE: 1-570-344-1202 • FAX: 1-570-969-7634

www.UGL.com



PRODUCT DESCRIPTION

ZAR® Interior Oil Base Stain is a highly pigmented oil base stain uniquely formulated to achieve a rich, luxurious color in one coat. Its thick viscosity allows for easy application resulting in a rich uniform color. Use on wood, fiberglass, metal, painted, and pre-finished surfaces. Ideal for hard to stain woods like pine, birch, alder, and maple. Can be used as a glaze on cabinets, moldings, and floors to achieve a two-tone layered effect.

- Stains evenly with controlled penetration
- Wipes on like furniture polish
- Produces a rich uniform color
- Leaves no lap marks or streaks
- Multi-surface formula
- Tintable

BASIC USES

ZAR® Interior Oil Base Stain can be applied to all varieties of wood, both unfinished and previously finished, and can be used on surfaces that have been previously painted or varnished to achieve a wood grain effect. ZAR® Interior Oil Base Stain brings out the beauty of wood on interior surfaces such as cabinets, floors, paneling, antiques, doors, wood trim and unfinished furniture.

Steel Doors or Painted Surfaces: In addition to wood doors, ZAR® Interior Oil Base Stain when used with the ZAR® Graining Tool is excellent for making steel doors look like real wood.

Grained Embossed Surfaces (Fiberglass, Steel or Composite):

Because fiberglass doors have a wood grain embossed in their surface, ZAR® Interior Oil Base Stain can be used to quickly and easily bring to life the door's real wood look.

LIMITATIONS

Stains and clear finishes will not adhere to shellac or lacquer. They should be removed before refinishing.

TECHNICAL DATA

COMPOSITION:

Oil Base

% WEIGHT SOLIDS:

47.7-60.6 (Depending on color)

DENSITY (LBS./US GAL.)

7.61-8.77 (Depending on color)
(S.G. 0.91-1.05)

VISCOSITY:

30 sec ± 5 sec Ford #4 cup @ 25°C

COLORS:

- 18 Wood tones
- 2 Tint Bases

DRY TIME:

3 hours

Note: Maximum cure and dry time will be prolonged when slightly humid and damp, cool conditions prevail.

CLEAN UP:

Paint thinner or mineral spirits

Dispose of contaminated absorbent, container, and unused contents in accordance with local, state, and federal regulations.

COVERAGE (SQ. FT./GAL.):

3200 sq. ft. (296 m²)/gal. @ 1 mil

Note: Actual coverage will vary depending upon application method, surface texture, and porosity.

FLASH POINT:

104°F (40°C)

SHELF LIFE:

5 Years unopened container

CONTAINER SIZES:

One-half pint (US), one quart (US) and one gallon (US) cans

VOC

Does not exceed 500 g/L. ZAR® Interior Oil Base Stain Color Matcher Tint Bases (Colorant VOC not included).

MIXING AND TINTING

Personalize and create a unique color by intermixing any ZAR® Interior Oil Base Stain colors together for unlimited color possibilities. Check out our intermixing formula color guide using a 1:1 ratio formula.

Use ZAR® Interior Oil Base Stain Color Matcher Tint Base by adding tinting colorants only. Maximum 3 fluid ounces per quart, Maximum 12 fluid ounces per gallon.

SURFACE PREPARATION

Substrates should be clean and free from dirt, wax, and grease.

1. Fill holes and cracks with ZAR® Wood Patch.
2. Sand smooth with 120-150 grit sandpaper.
3. Remove sanding dust and wipe clean with a tack cloth or cloth dampened with paint thinner or mineral spirits. Allow to dry.

WARNING

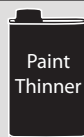
If you scrape, sand, or remove old paint, you may release lead dust. LEAD IS TOXIC. EXPOSURE TO LEAD DUST CAN CAUSE SERIOUS ILLNESS, SUCH AS BRAIN DAMAGE, ESPECIALLY IN CHILDREN. PREGNANT WOMEN SHOULD ALSO AVOID EXPOSURE. Wear a NIOSH-approved respirator to control lead exposure. Clean up carefully with a HEPA vacuum and a wet mop. Before you start, find out how to protect yourself and your family by contacting the National Lead Information Hotline at 1-800-424-LEAD or log on to www.epa.gov/lead.

APPLICATION

APPLICATION ON BARE WOOD: Stir thoroughly before and during application. Using a lint-free cloth (like a t-shirt) or brush apply ZAR® Interior Oil Base Stain evenly in the direction of the grain and wipe off excess in the same direction. For a darker tone, re-



DRY TIME:
3 Hours



CLEAN-UP:
Paint Thinner or
Mineral Spirits



COVERAGE:
1 Coat



SPREAD RATE:
3200 Sq.
Ft./Gallon

stain when the first coat is dry. For a lighter tone, wipe the surface with a cloth dampened with mineral spirits or paint thinner before the stain has dried.

APPLICATION ON PAINTED AND PRE-FINISHED CABINETS: DO NOT SAND PAINTED SURFACE. Surfaces must be clean and free from dirt, wax, and grease. Painted surfaces must be thoroughly dry. Apply ZAR® Interior Oil Base Stain with a clean, lint-free cloth (like a t-shirt) or brush. Apply to desired areas to achieve a glazed two-tone effect. Wipe off excess or dry brush the stain depending on the desired look. For pre-finished cabinets, sand the surface lightly with 320 grit sandpaper. Remove sanding dust and wipe clean with a tack cloth or cloth dampened with paint thinner or mineral spirits. Allow to dry. Apply stain with a clean, lint-free cloth (like a t-shirt) in the direction of the grain. Dry brush the stain to feather out corners and lap marks. Let the stain dry 48 hours and apply ZAR® Water Base or Oil Base Poly for the ultimate protection.

APPLICATION ON FIBERGLASS, METAL, AND COMPOSITE SURFACES: DO NOT SAND BARE EMBOSSED SURFACE. Apply using a clean, lint-free cloth (like a t-shirt) in a circular motion (like you apply shoe polish), working the stain into the embossed grain pattern. Next, use your stain cloth to smooth the stain in the direction of the embossed grain pattern. Use a dry soft bristle brush to feather out lap marks. Allow to dry thoroughly. Allow non-wood surfaces to dry 48 hours. For ultimate protection, top coat with ZAR® Water Base or Oil Base Poly.

APPLICATION ON GLAZING OPEN GRAINED WOODS: This process creates a two-tone effect and is easy to do! It works

best with opened grain woods such as oak.

1. Apply ZAR® Interior Oil Base Stain according to directions or leave unstained.
2. Apply one coat of ZAR® Water Base or Oil Base Poly over the stained or bare wood surface and let dry according to label instructions.
3. Apply a contrasting ZAR® Interior Oil Base Stain color wiping across the grain. Immediately wipe off the excess stain and let dry for 24-48 hours depending on temperature and humidity. For ultimate protection topcoat with ZAR® Water Base or Oil Base Poly.

MAINTENANCE

N/A

CAUTION

CONTAINS PETROLEUM DISTILLATE. VAPOR HARMFUL. MAY AFFECT THE BRAIN OR NERVOUS SYSTEM CAUSING DIZZINESS, HEADACHE, OR NAUSEA. CAUSES EYE, SKIN, NOSE, AND THROAT IRRITATION.

NOTICE: Reports have associated repeated and prolonged occupational overexposure to solvents with permanent brain and nervous system damage. Intentional misuse by deliberately concentrating and inhaling the contents may be harmful or fatal.

Keep away from heat and flame. Prevent build-up of vapors by opening all windows and doors to achieve cross-ventilation.

Use only with adequate ventilation. Do not breathe vapors. Ensure fresh air entry during application and drying. If you experience eye watering, headache, or dizziness, or if air monitoring demonstrates vapor/mist levels are above applicable limits,

wear an appropriate, properly fitted respirator (NIOSH-approved) during and after application.

Follow respirator manufacturer's directions for respirator use. Avoid contact with eyes, skin, and clothing. Wash thoroughly after handling.

FIRST AID

In case of eye contact, flush immediately with plenty of water for at least 15 minutes and call poison control center, hospital emergency room, or physician immediately; for skin, wash thoroughly with soap and water. If you experience difficulty in breathing, leave the area to obtain fresh air. If continued difficulty is experienced, call poison control center, hospital emergency room, or physician immediately. If swallowed, do not induce vomiting. Call poison control center, hospital emergency room, or physician immediately.

KEEP OUT OF REACH OF CHILDREN.

If spilled, contain spilled material and remove with inert absorbent. Dispose of contaminated absorbent, container, and unused contents in accordance with local, state, and federal regulations.

DANGER – RAGS, STEEL WOOL, OR WASTE SOAKED WITH PRODUCT MAY SPONTANEOUSLY CATCH FIRE IF IMPROPERLY DISCARDED. IMMEDIATELY AFTER USE, PLACE RAGS, STEEL WOOL, OR WASTE IN A SEALED, WATER-FILLED METAL CONTAINER.

WARNING: Cancer and Reproductive Harm – www.P65Warnings.ca.gov.

For additional health and safety information please refer to the "Safety Data Sheet".

ZAR® is a registered trademark of United Gilsonite Laboratories (UGL).

DISCLAIMER: This information is furnished without warranty, representation, inducement or license of any kind, except that it is accurate to the best of UGL's knowledge, or obtained from sources believed by UGL to be accurate, and UGL does not assume any legal responsibility for use or reliance upon same. Before using any product, read the label.



Interior Oil Base Stain


1/2 PT.	6/Case11506
1 QT.	4/Case11512
1 GAL.*	2/Case11513



115 Aged Bourbon




119 Mocha



120 Premium Teak



121 Baby Grand



123 Dark Chocolate Truffle



127 Golden Sunset



128 Mink



129 Vintage Modern



135 Black Caviar

Interior Oil Base Stain

1/2 PT.	6/Case13906
1 QT.	4/Case13912
1 GAL.*	2/Case13913




139 Beach House




170 Silk Gray



171 Malibu Gray




503 Oiled Leather



504 Gray Cashmere




508 Champagne



509 Blue Moon



517 Moroccan Red



518 Exotic Redwood

Interior Oil Base Stain Color Matcher

1 QT.	4/Case14512
1 GAL.*	2/Case14513

145 Dark Tint Base

520 Light Tint Base

52012
52013

+ Regionally VOC restricted

NOTE: COLOR SWATCHES ARE REPRESENTATIONAL ONLY.